





-  Read section 16.6, Texas Annexation. Record important facts learned in your Interactive Student Notebook.
-  View a video of Chapter 1 to 4 of what led to the Texas Annexation of 1845. Be sure to add important facts learned to your Interactive Student Notebook.
[Click Here](#)



 Draw a visual with a caption that shows what happened to the Mexicans during the Texas Annexation in your Interactive Student Notebook.

 Color the region you read about with red. Use the map below to assist you. Be sure to color in the map key for your 16.6 notes.

You have finished Task 6. Raise your hand and let Mr. Kelly know you have completed this task before starting the next task.

